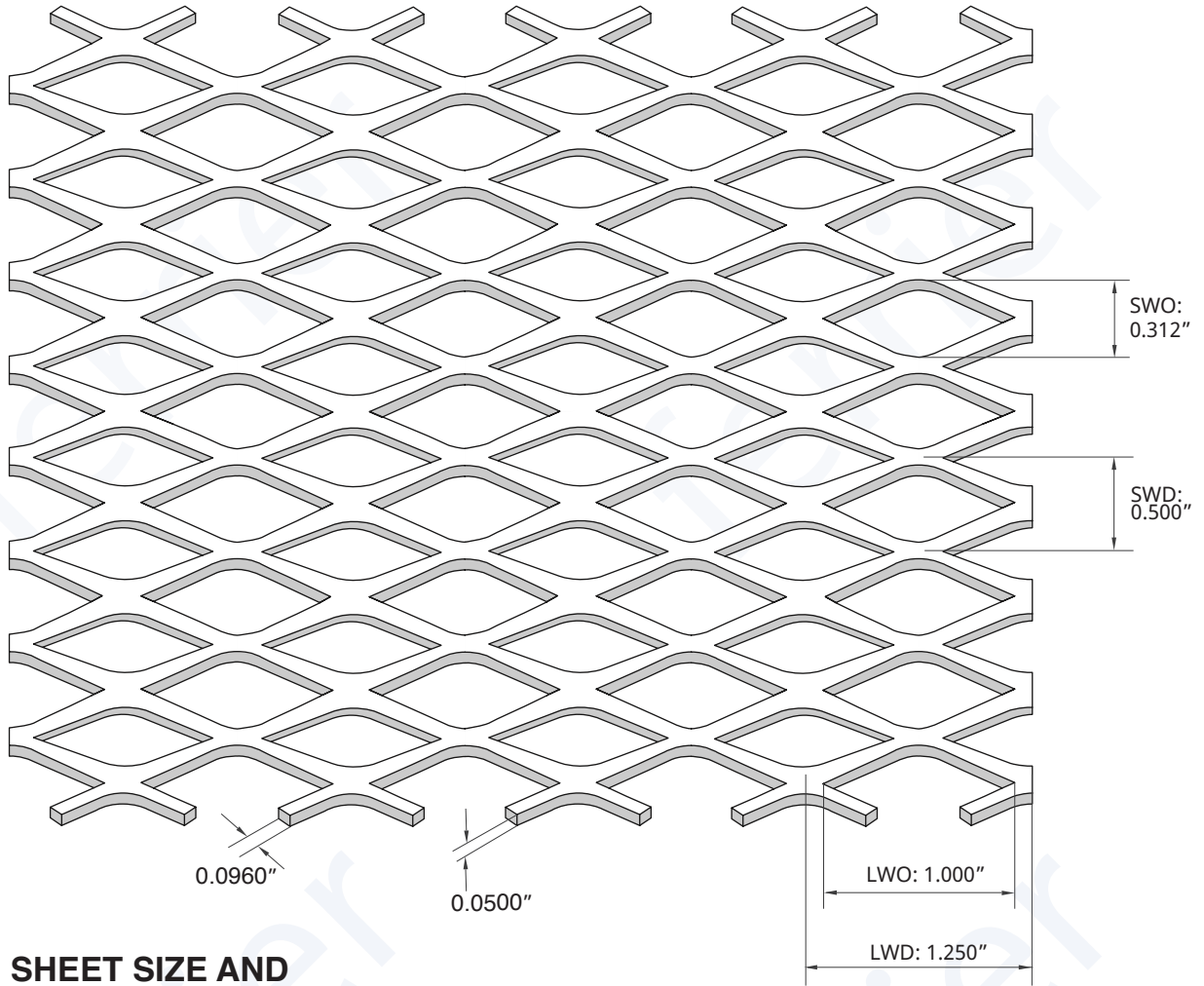


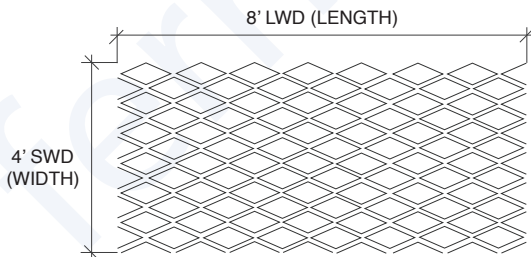
# PLAN

SCALE: FULL SIZE



## SHEET SIZE AND PATTERN ORIENTATION

NOT TO SCALE



OVERALL (AND STRAND) THICKNESS

0.0500"

**CAUTION: ALL EXPANDED METAL HAS SHARP EDGES**

Pattern: Ampliato MS 50016F  
 Material: Mild steel (unfinished)  
 SWO (short way opening): 0.312"  
 LWO (long way opening): 1.000"  
 SWD (short way design): 0.500"  
 LWD (long way design): 1.250"  
 Strand size: .0960" x .0500"  
 Overall thickness: .0500"  
 % Open area: 63.0%  
 Weight: 82 lbs/csf  
 Sheet size (and orientation): 4' SWD x 8' LWD  
 Tolerances depend on material and source. Mill test report available on request.


**Part No.**  
Ampliato MS 50016F

**Material**  
Mild steel (unfinished)

**DRAWN** DB DATE 12/08/2020

**APPROVED** MW DATE 12/08/2020

Tolerances depend on material and source.  
 Mill test report available on request



170 Mulock Avenue Toronto, Ontario M6N 3C8  
 Toll-free 888.769.5280 Toronto 416.769.5280  
 info@ferrierwire.com www.ferrierwire.com

SIZE A	DWG NO Ampliato MS 50016F	REV A
SHEET		1