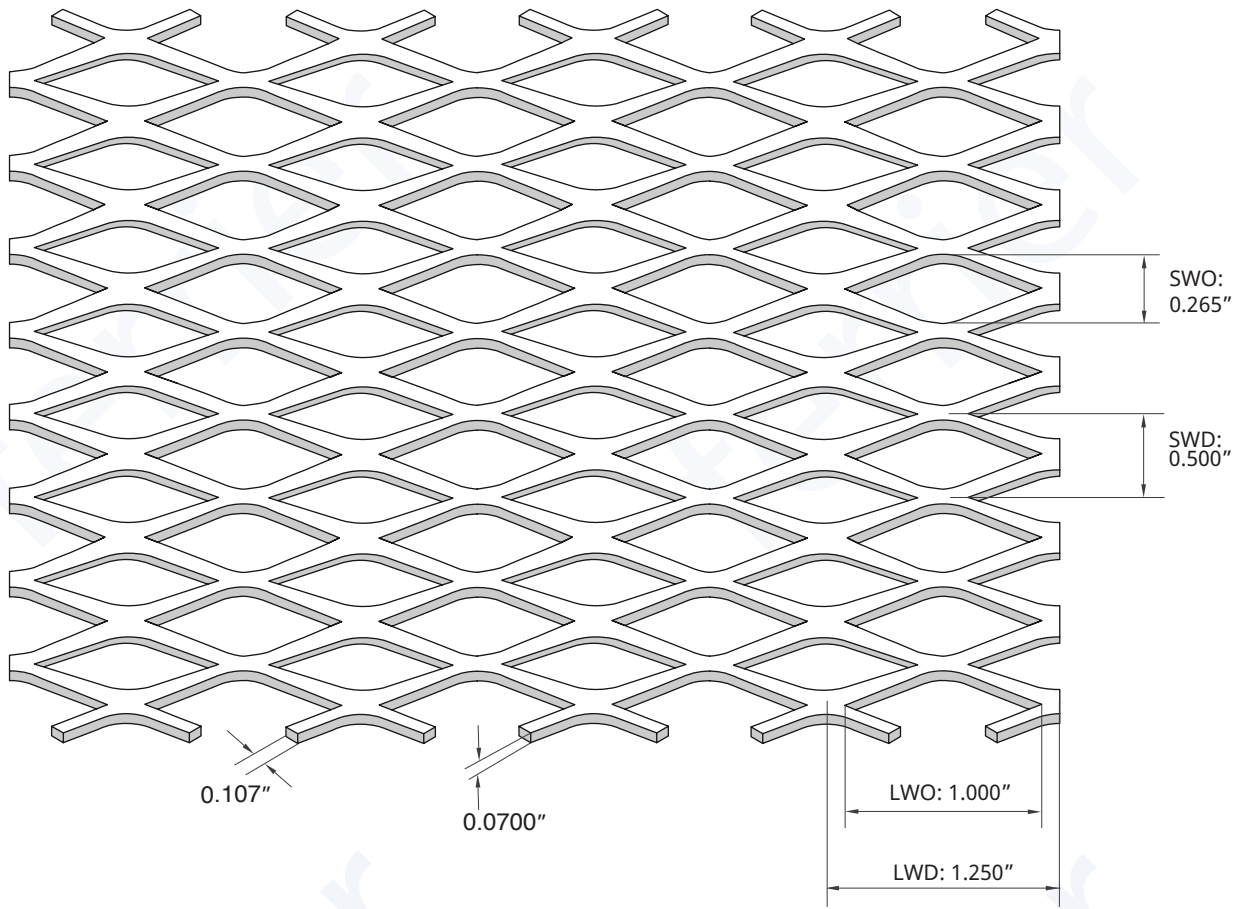


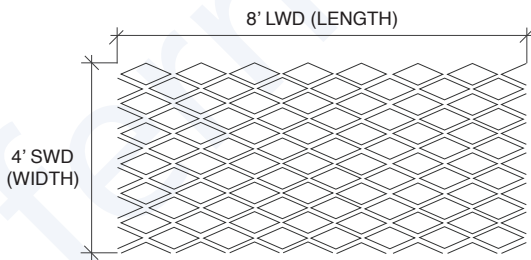
# PLAN

SCALE: FULL SIZE



## SHEET SIZE AND PATTERN ORIENTATION

NOT TO SCALE



OVERALL (AND STRAND) THICKNESS



**CAUTION: ALL EXPANDED METAL HAS SHARP EDGES**


Pattern: Ampliato MS 50013F  
 Material: Mild steel (uninished)  
 SWO (short way opening): 0.265"  
 LWO (long way opening): 1.000"  
 SWD (short way design): 0.500"  
 LWD (long way design): 1.250"  
 Strand size: .107" x .0700"  
 Overall thickness: .0700"  
 % Open area: 52.0%  
 Weight: 140 lbs/csf  
 Sheet size (and orientation): 4' SWD x 8' LWD  
 Tolerances depend on material and source. Mill test report available on request.

**Part No.**  
 Ampliato MS 50013F

**Material**  
 Mild steel (uninished)

<b>DRAWN</b>	<b>DB</b>	<b>DATE</b>	12/08/2020
<b>APPROVED</b>	<b>MW</b>	<b>DATE</b>	12/08/2020

Tolerances depend on material and source.  
 Mill test report available on request



170 Mulock Avenue Toronto, Ontario M6N 3C8  
 Toll-free 888.769.5280 Toronto 416.769.5280  
 info@ferrierwire.com www.ferrierwire.com

<b>SIZE</b>	<b>DWG NO</b>	<b>REV</b>
A	Ampliato MS 50013F	A

SHEET 1