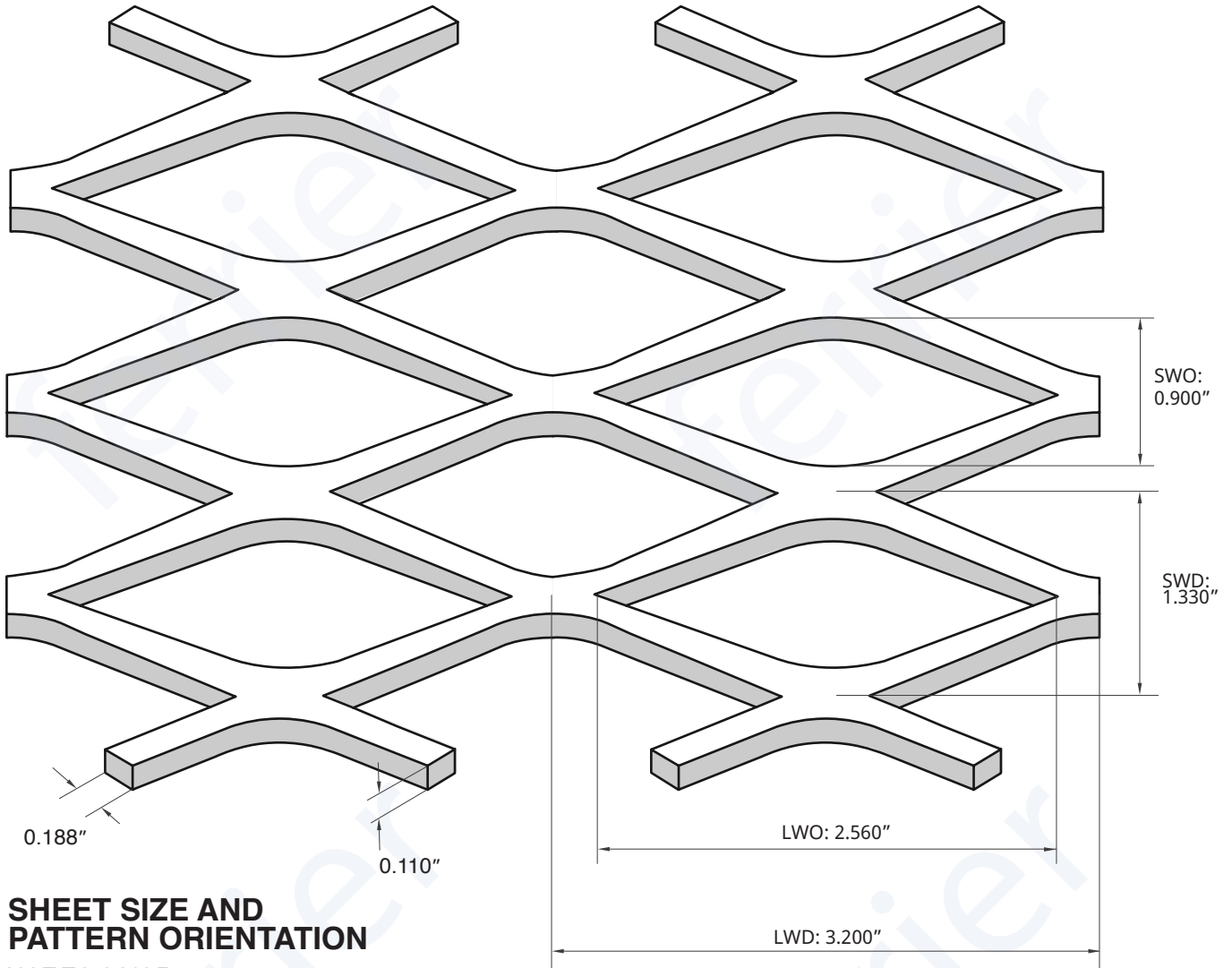


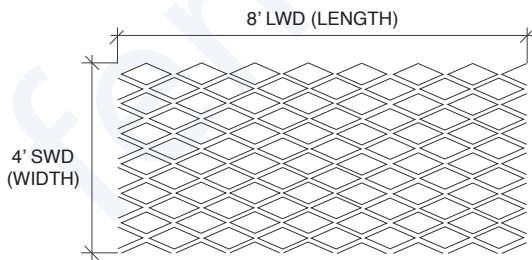
PLAN

SCALE: FULL SIZE



SHEET SIZE AND PATTERN ORIENTATION

NOT TO SCALE



OVERALL (AND STRAND) THICKNESS



CAUTION: ALL EXPANDED METAL HAS SHARP EDGES

Pattern: Ampliato MS 1.510F
 Material: Mild steel (unfinished)
 SWO (short way opening): .900"
 LWO (long way opening): 2.560"
 SWD (short way design): 1.330"
 LWD (long way design): 3.200"
 Strand size: .188" x .110"
 Overall thickness: .110"
 % Open area: 63.0%
 Weight: 165 lbs/csf
 Sheet size (and orientation): 4' SWD x 8' LWD
 Tolerances depend on material and source. Mill test report available on request.


Part No.
Ampliato MS 1.510F

Material
Mild steel (unfinished)

DRAWN DB DATE 12/08/2020

APPROVED MW DATE 12/08/2020

Tolerances depend on material and source. Mill test report available on request



170 Mulock Avenue Toronto, Ontario M6N 3C8 Toll-free 888.769.5280 Toronto 416.769.5280 info@ferrierwire.com www.ferrierwire.com

SIZE A	DWG NO Ampliato MS 1.510F	REV A
--------	---------------------------	-------

SHEET 1